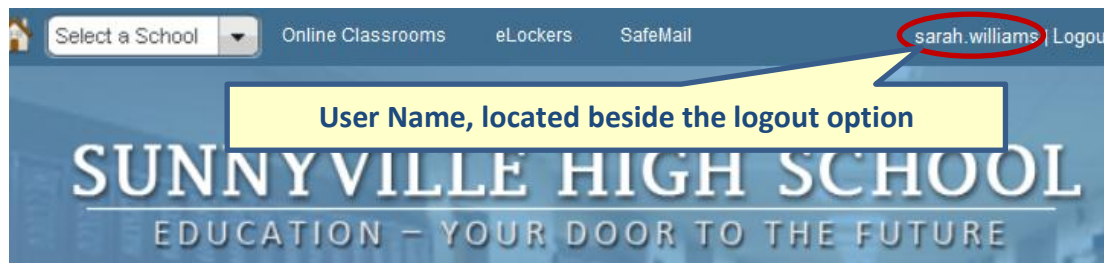


How to Change your Password

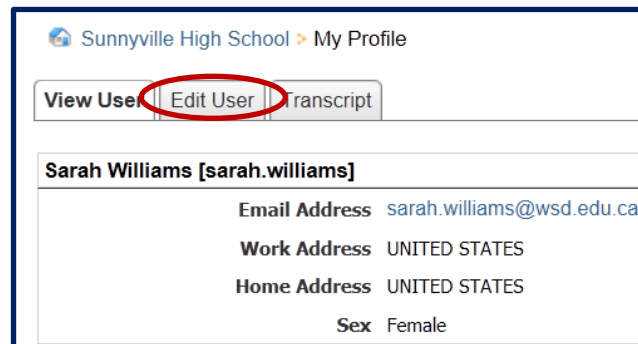
- You can change your password any time you want in three simple steps
- Remember to log out of the site after making the changes, and then log back in with the new password

Three Easy Steps

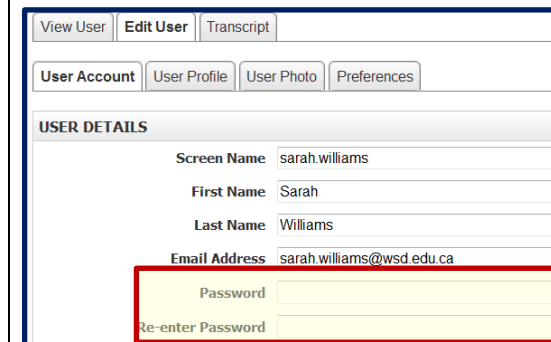
1. Log into your site. Click on your user-name (usually found in top right corner)



2. You will get the **My Profile** screen (shown below). Click the **Edit User** tab.



3. You will get the **User Details** screen (shown below)



4. Type your new password into the **Password** and **Re-enter Password** fields. Click **Update user**

5. Log out and log back in with your new password to confirm your account changes.